


The IHE logo consists of the letters 'IHE' in a bold, dark blue, sans-serif font. A vertical line is positioned to the right of the letters, separating them from the tagline.

IHE

Integrating
the Healthcare
Enterprise

A faint, light blue globe is visible in the background, showing the continents of North and South America. It is partially obscured by the text and other graphical elements.

Welcome to the Pathology and Laboratory
Medicine (PaLM)

Technical & Planning Committee

Face to face meeting, organized & hosted by CRS4
Cagliari, November 13-15, 2017

● Development

● Public comment

● trial implementation

● final text

	PaLM profiles	CP	AP
●	Laboratory Testing Workflow (LTW)	Y	
●	Laboratory Barcode Labeling (LBL)	Y	
●	Laboratory Point Of Care Testing (LPOCT)	Y	
●	Laboratory Device Automation (LDA)	Y	Y
●	Laboratory Analytical Workflow (LAW)	Y	
●	Laboratory Code Set Distribution (LCSD)	Y	Y
●	CDA Clinical Laboratory Report (XD-LAB)	Y	
●	Anatomic Pathology Reporting to Public Health (ARPH)		Y
●	Inter-Laboratory Workflow (ILW)	Y	Y
●	AP Workflow (APW)		Y
●	CDA Anatomic Pathology Report (APSR 2)		Y
●	Transfusion Medicine TM* , starting with Administration TMA	Y	
●	Specimen Event Tracking (SET)	Y	Y
●	Laboratory Clinical Communication (LCC)	Y	Y
●	Laboratory Specimen Handoff (LSH)	Y	Y
●	Digital Pathology DP* (multiple profiles, reengineering APW)		Y



White Paper



Development



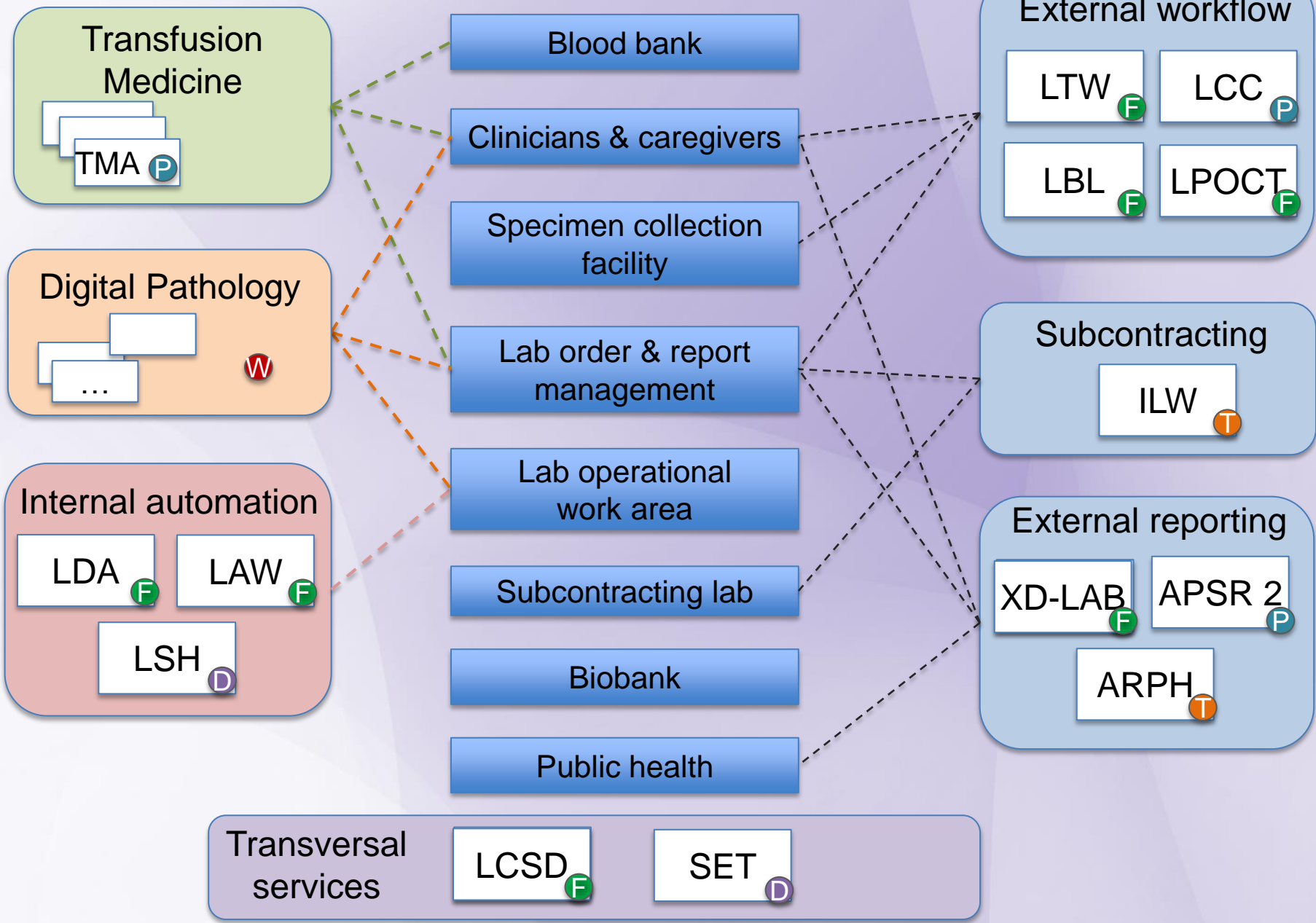
Public comment



Trial Implementation



Final Text



Profiles focused by this meeting

- ❑ Specimen Event Tracking (SET) → Alessandro, Francesca
- ❑ Transfusion Medicine Administration → Dan
- ❑ APSR 2 → Gunter, François
- ❑ Digital Pathology → Raj
- ❑ LCC → Riki, Jim
- ❑ LTW (correct erroneous final result) → Filip, Riki, Dan, François

Candidate free subset of IHE International for SNOMED CT

Domain	Profiles	# concepts	Sub-total
CARD	All; CPN	876	876
EYE	GEE, EC-Summary	157	157
PaLM			1881
	All	139	
	APSR 2.0	382	
	APSR 2.0, ARPH, LTW, XD-LAB, LAW, ILW	51	
	LTW, ILW, LAW, XD-LAB	1309	
QRPH			2550
	EHDI	163	
	QME-EH, RM, VRDR, Family Planning v2	115	
	Healthy Weight	830	
	BFDR-E	1442	

5464

Candidate free subset for PaLM

Profiles	# concepts	Categories of concepts
All	139	Specimen types
APSR 2.0	8 5 14 224 112 19	problem types specimens prepared specimen containers specimen collection and processing procedure steps scores, stages, grades Receptors
APSR 2.0, LTW, ARPH, XD-LAB, LAW, ILW	4 24 23	lateralities qualitative observation values clinical contexts of lab order
LTW, ILW, LAW, XD-LAB	14 1295	blood groups ABO and RH reportable organisms

1881

LCC

- ❑ Achieved: Approval of draft for public comment
- ❑ Next steps:
 - Publish for public comment (request sent on Nov. 15 to MJ)
 - Public comment period until end January
 - Process comments (2nd hour of February or March call)
 - Publish TI in June
- ❑ Available for 2019 Connectathons

SET

- ❑ Achieved: Business content finalized
- ❑ Next steps:
 - Choose the standard
 - Check standard's coverage (using the 2nd hour of the monthly calls in December and January)
 - Request for changes? → delay for approval
 - Write Vol 2.
- ❑ Publication for public comment date targeted
 - If no change in the standard → June 2018 feasible
 - Otherwise → end of 2018?

APSR 2.0

☐ Achieved:

- Comments partially addressed
- waiting for technical support from A-D team
- 2 additions: Insurance/payor basic info; Update mgmt. refined

☐ Next steps:

- Migrate media wiki content to pubswiki.ihe.net (tbd KH)
- Publish for TI → target date January 25

☐ Available for 2019 Connectathons

TMA

□ Achieved:

- Some open issues solved (2, 3, 6), the others progressed
- Potential additional transaction (request for authorization to start transfusion)

□ Next steps:

- Need for additional stakeholders from TM domain (nursing,)
 - Change requests to base standard attempted for Jan. & May WGMs → delay until ?
 - Pre-adopt approved new features
 - Wait for Japan's expectations this month.
- Publish for TI before end September? to be taken by 2019 CATs, to be refined after May WGM.
- Question on whether another PC or not, depending on the timeline, and stakeholders.

Digital Pathology

- ❑ Achieved: Identified actors, interactions, candidate profiles, standards
- ❑ Next steps:
 - White paper scheduled
 - Skeleton + initial content shared on GoogleGroup Nov 25.
 - December 13 call → assignment chapters/contributors + draft the monthly call calendar for S1 2018
 - First draft for January for sharing within PaLM committee and with DICOM WG 26.
 - Re-check alignment of specimen representation
 - DICOM supplement 122 / HL7 Specimen DAM / IHE PaLM
 - Start producing the first set of profiles (image acquisition, image retrieval & display, ordering/reporting, ...)
 - Join DICOM WG 26 in Helsinki around June 1st to work on the profiles
 - 1st profiles for public comment after November meeting?

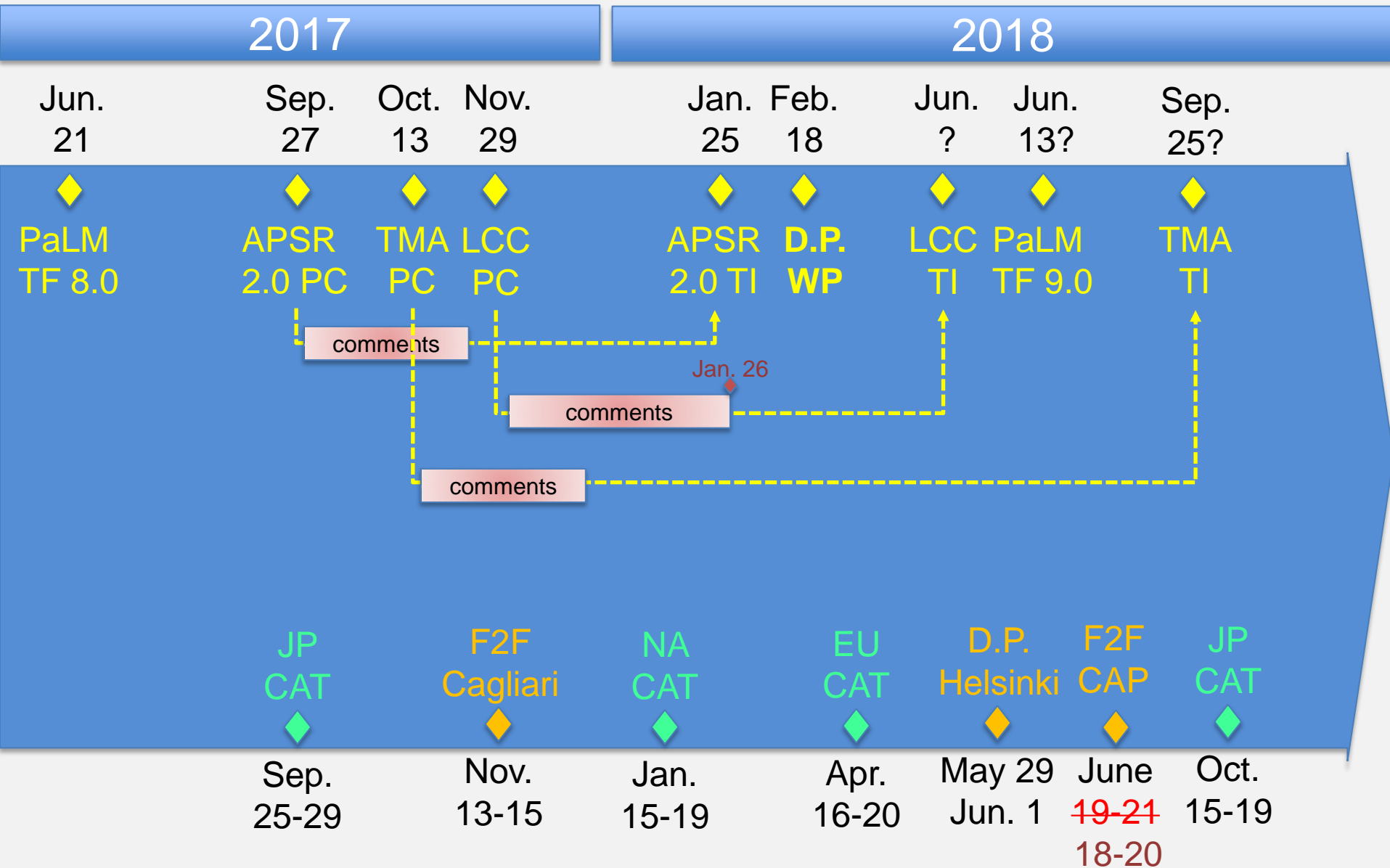
PaLM TF Maintenance

- ❑ Achieved: Agreed on changes for better mgmt. of correction of final results.
- ❑ Potentially other CPs
- ❑ Next steps:
 - Write the CP (Filip + Riki + François)
 - Potentially one or two additional CPs
 - CP balloting
 - Integration into TF
 - Publish release 9.0 in June.

LSH

- ❑ LSH link on the PaLM domain wiki page.
- ❑ Next steps:
 - Waiting confirmation of interest from Roche Diagnostic
 - Reactivate and invite other stakeholders to participate.

Milestones





Thank you all



A big thank you to
Francesca, Alessandro,
and all CRS4